

LBRIS

We know
books

English Code **S**

Starter

Pupil's Book





Unit	Unit aims	Vocabulary	New Language
Welcome! pp. 4–7	How can I enjoy my first day? <ul style="list-style-type: none"> • Learn greetings • Learn number words • Talk about age 	hello, goodbye, teacher, girl, boy, good. Numbers: 1–10	What's your name? I'm ... (+ name) How are you? I'm good.
1 Birthday fun! pp. 8–17	How can I make a birthday card? <ul style="list-style-type: none"> • Use birthday and colour words. • Talk about birthdays. • Talk about favourite colours. 	Colours: red, blue, green, yellow, pink, purple, orange, white. Birthday: balloon, present, card, cake, birthday party, candle	It's ..., Yes / No, It's a/an (colour) (noun)
2 Mud kitchen pp. 18–27	How can I make table items for lunch? <ul style="list-style-type: none"> • Use lunchtime words. • Talk about play kitchens. • Ask for items politely. 	cup, fork, spoon, knife, plate, bowl, table, lunch, mat	This is my ... My cup is (blue)
Checkpoint	Review Units 1–2	pp. 28	
Culture	Lunch on the go	pp. 29	
3 Music time! pp. 30–39	How can I make a musical instrument? <ul style="list-style-type: none"> • Use musical instrument words. • Talk about music. • Talk about musical sounds. 	Music: drum, shaker, triangle, piano, guitar, trumpet sing, dance,	Let's ...
4 At the farm pp. 40–49	How can I make a toy farm? <ul style="list-style-type: none"> • Use farm words. • Talk about farm animals. • Give instructions. 	Farm: sheep, chicken, cow, duck, tractor, fox, bees, egg	There is / are
Checkpoint	Review Units 3–4	pp. 50	
Culture	Animals in music	pp. 51	
5 My dinosaur pp. 52–61	How can I make a dinosaur puzzle? <ul style="list-style-type: none"> • Use dinosaur words. • Talk about dinosaurs. • Give support, and praise. 	Dinosaurs: dinosaur, legs, tail, teeth, wings, spines, horn, lizard	It's got ... It hasn't got
6 A picnic pp. 62–71	How can we have a picnic? <ul style="list-style-type: none"> • Use picnic words. • Talk about picnics. • Give instructions. 	Food: pizza, yoghurt, fruit, sandwiches, chocolate, tomatoes, milk, salad,	I like / don't like
Checkpoint	Review Units 5–6	pp. 72	
Culture	Dinosaurs everywhere	pp. 73	
7 Under the sea pp. 74–83	How can I make a diving game? <ul style="list-style-type: none"> • Use sea animal words. • Talk about sea animals. • Talk about the weather. 	Sea animals: crab, fish, jellyfish, shrimp, shell, starfish, seahorse, shark	Can you see ...? Yes, I can. No, I can't.
8 Let's pretend! pp. 84–93	How can I act out a story? <ul style="list-style-type: none"> • Use fancy dress words. • Talk about pirates' clothes. • Talk about feelings. 	Dressing up: mask, costume, hat, face paint, superhero, pirate, princess, cowgirl	I'm wearing ...
Checkpoint	Review Units 7–8	pp. 94	
Culture	Seaside festivals	pp. 95	


Values	Phonics (sound lab)	STEAM	Communication	Project and Review
Be welcoming.			Communication: How old are you? I'm ... (+ age)	
Take care of pets.	c, b cake, card, balloon, blue	Science: Rainbows Experiment: How can I make a rainbow?	Communication: What's your favourite colour? My favourite colour is ...	Make a birthday card 
Ask politely.	s, p six, seven, pink, purple	Art and design: Pottery Experiment: How can I make a clay bowl?	Communication: Pass me a / the... please. Thank you / Thanks.	Make table items for lunch 
Listen to each other.	t, d door, dance, dog, door, table, teacher.	Science: Sound waves Experiment: How can I make a water xylophone?	Communication: It's noisy / quiet	Make a musical instrument 
Take care of animals.	a, f ant, apple, fox, forest	Science: Food from animals Experiment: How can I make butter?	Communication: Open the (gate / door) / Shut the (gate / door).	Make a toy farm 
Give support.	l, e lizard lunch, leg, egg, elephant, elbow	Science: What dinosaurs eat Experiment: How can I make dinosaur teeth?	Communication: Is it a ...? Yes, well done! / No. Nice try!	Make a dinosaur puzzle 
Learn to share.	y, j yo-yo, jam, jug, yoghurt	Science: Quantities of sugar Experiment: How many spoons of sugar are in my food and drink?	Communication: Wash your hands. / Dry your hands.	Have a picnic 
Wear suitable clothes.	i, u insect, igloo, instruments, umbrella, up,	Science: Animals with shells. Experiment: Can I dissolve a shell?	Communication: It's hot / cold / windy.	Make a diving game 
Compromise.	m, o milk, monkey, mask, orange, ostrich, octopus	Science: Making wool. Experiment: How do I make a funny felt nose?	Communication: I'm happy / sad / bored	Act out a story 


Birthday fun!

1

How can I make a birthday card?

I will learn colour and birthday words.

1  Look at the picture. What can you see?



2  Stick the birthday items on the picture.

3  Listen, point and repeat.

SONG TIME

4 Listen and point. Then sing along and dance.



5 Continue the sequence. Say the colours.

CODE CRACKER

1						
2						
3						
4						

I will listen to a story about a birthday.

1 Listen to the story.

Hello FLUFFY!



Values Take care of pets.


2 Look and number.



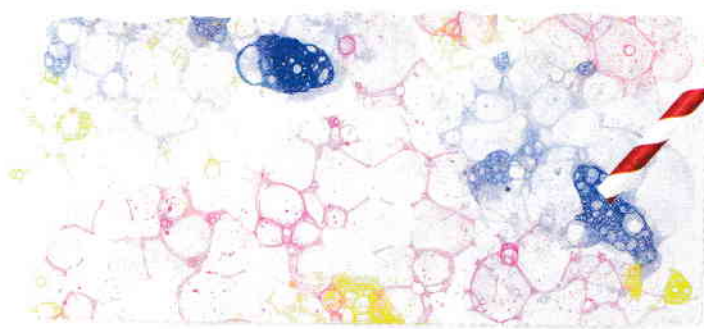


3 Colour the cake and say.
Then draw candles.

Colour me!



4 Paint with bubbles.
Describe the colours.



5 Act out the story
in groups.